




41 

L L L L L L L L R R R R R R R R R R R R R R L L L L L L L L L

45 

R R R R R R R R L L L L L L L L L L L L L L R R R R R R R R R R

"Two Heights 3"

49 

L L L L L L L L R R R R R R R R R R R R R R L L L L L L L L L

53 

R R R R R R R R L L L L L L L L L L L L L L R R R R R R R R R R


"Two Heights 4"

57 

L L L L L L L L R R R R R R R R R R R R R R L L L L L L L L L

61 

R R R R R R R R L L L L L L L L L L L L L L R

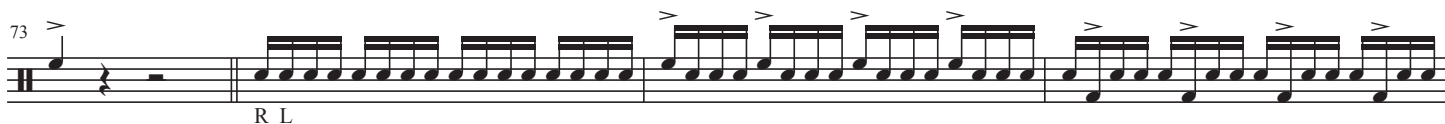
65 

R L R L


"Hand to Hand 1" "Hand to Hand 2"

69 

"Hand to Hand 3" "Hand to Hand 4"

73 

R L

77 

"16th Note Timing"

R L R L R L R L R L R L R L R L

81

R L R R L R R L R R L R    R L R L    R R L R R L R R L R R L    R L R L

85

R L L R L L R L L R L L    R L R L    L R L L R L L R L L    R L R L R L R L R L R L R L

89

R L    R L    R L    R L    R L R L    L R    L R    L R    L R    R L R L

93

R L    R L    R L    R L    R L R L    R    L R    L R    L R    L    R

"Double Beat/Triple Beat"

97

R R    L L    R R    R R

101

R R    R R    R    L L    R R    L L

105

L L    L L    L L    L    R R R    L L L

109

R R R    R R R    L L L    R R R

"Stick Control"

113

L L L    L L L    R L R L R L R L R L R L R L R L R L

117

R R R L R R R L R R R L R R R L    R L R L    R L L L R L L L R L L L R L L L    R L R L

121

RRRRLLLLRRRRLLLL RLRL RLLLRLLLRLLLRLL RLRLRLRLRLRLRL

125

RRRLRRRLRLLLRLLL RRRRLLLLRLLLRLL R RLRLRLRLRLRLRLRL

"Paradiddles"

129

RLRRLRLLRRLRRL RLLRLLRLLRLLRRL LRRLRRLRRLRRL RLLRLLRLLRLLRRL

133

LRRLRRLRRLRRL RLRLLRRLRLLRRL LLRLRRLRRLRRL RLRLLRRLRLLRRL

137

LLRLRRLRRLRRL RLRRLRLLRRLRRL RLRRLRLLRRLRRL RLLRRLRRLRRLRL

"Suzie"

141

RLRRLRLLRRLRRL RLLRLLRLLRRLRRL RLLRRLRRLRRLRRL RLRRLRLLRRLRRL

145

LRLRLRRLRRLRRL RLRLRRLRRLRRL R RRLRRLRRLRRL

"Gallop"

149

R LLR LLR LLR LL RRL RRL R LLR LL RRL RRL R LLR LL RRL R LLR RL LL

153

RRLRLLRRLRRL RRLLRLLRRLLRLL RRLLRLLRRLLRLL R

157

"Duple Roll" RL RL

"Triple Roll" RL

161

Musical notation for measures 161-164, featuring eighth-note triplets and dotted eighth notes. The piece concludes with a repeat sign and a final measure.

"Chucky Cheese"

165

Musical notation for measures 165-166, featuring eighth-note patterns with accents. Below the staff are rhythmic fingerings: R L R L R L R L R L R L R L R L R L R L R L R L R L R L R L.

167

Musical notation for measures 167-168, featuring eighth-note patterns with accents. Below the staff are rhythmic fingerings: R L R L R L R L R L R L R L R L R L R L R L R L R L R L R L.

169

Musical notation for measure 169, featuring a single eighth note followed by rests. Below the staff is the rhythmic fingering: R.